

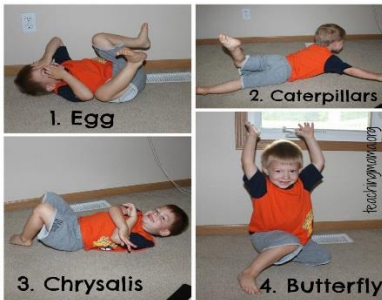
Week 14 EYFS Home Learning Activities

Hi Foundation friends. We hope that you are all having fun with the Home Learning Activities. We really enjoy looking at the work you have been doing so please keep uploading those photos and videos for us to see.



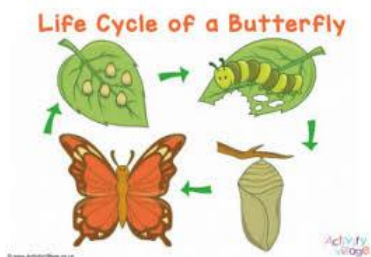

We hope you liked the story of **The Hungry Caterpillar** last week. There is a great animated version of the story to watch <https://www.youtube.com/watch?v=75NQK-Sm1YY>. We are thinking about butterflies this week. Can you spot any when you go outside? Maybe you could find out what type it is with a grown up? Apparently they like over ripe fruit like mushy bananas, so if you put some out in a warm, sunny spot you might get to see more!

Make paper butterflies by drawing around your hands and cutting them out carefully. Decorate with patterns, stickers or sparkly bits. Don't forget that the wings are the same on both sides-they are symmetrical.



Find some nice music to move to and then become a butterfly! First make your body curled up and tiny like an egg. Next crawl like a tiny caterpillar around your house; remember to grow bigger. After that, curl into a cocoon or chrysalis and then finally flutter like a butterfly everywhere. You could send us a video of your great moving. Cosmic Kids even do a yoga session based on the story. www.cosmickids.com

We will be looking at number 9 in Reception this week. Can you find all of the numbers that make 9? How could you show them - in number sentences, with pasta shapes, pictures or toys? Maybe you could make a poster like we do in school all about the number 9.



Thinking about the story of **The Very Hungry Caterpillar**, can you find out about the lifecycle of the caterpillar? Maybe you could use our story sequencing words first, next, after that and finally to help you. Reception you could have a go of writing the whole sequence.