

KS1

Geography Challenge

Hi everyone. This week your teachers would like to set you a geography challenge.


Your task

This week we would like to look at the pictures below of the features of the seaside. After this you can use what you have learned to label the features of the seaside.

Next, can you look at the information on human and physical geography and see if you can sort the features of the seaside into according to which are human and which are physical.

Challenge for years 1 and 2

Final work to be submitted by 12.00 Fri 3rd July.



Bay



Rockpools



Lighthouse



Cave



Shops



Harbour




Promenade



Cliffs




Pier



Sea





Word Bank:

sea

beach

houses

boats

hill

lighthouse

pier

A physical feature

is something which is **natural** – it happens naturally

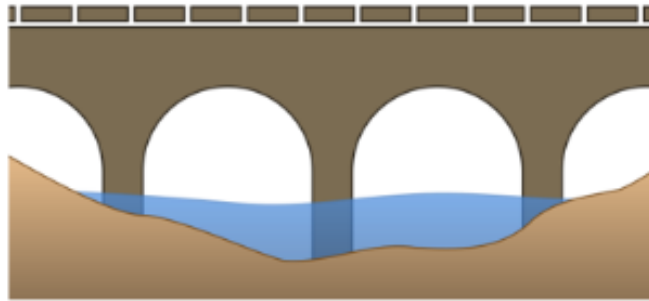
e.g. land, water.

A human feature

is something man - made or it was made by a **human** being

e.g. buildings

Human(the bridge)



Physical (river and land)

Can you sort the following?

Which is human feature and which is physical feature?



Village house



The beach

Which is human feature and which is physical feature?



The bay



The farmhouse

Which is human feature and which is physical feature?



Cliff



Road

Human

Physical

sand

sea

promenade

vegetation

harbour

shop

cliffs

coast

pier

beach

fairground

lighthouse