



- ★ All that lovely bubble making made me wonder something ...
Do different shaped bubble wands make different shaped bubbles?
- ★ Could you do an experiment and find out for me?
- ★ First, we need to make some bubble wands ...

How to make a bubble wand

What you need:

- 4 wooden lolly sticks or 4 pencils
- 4 pipe cleaners





What you do:

1. Bend each of the pipe cleaners to make a shape - a square, a circle, a rectangle and a triangle. Make sure you leave about 5cms at each end of the pipe cleaner free.
2. Twist the pipe cleaner at the base of the shape.
3. Split the free ends of the pipe cleaner and twist these tightly around the end of your lolly stick or pencil.





Now, let's get experimenting!

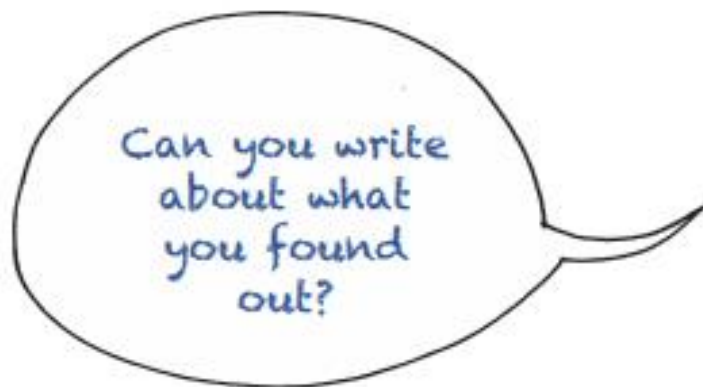


- ★ Before you start dipping your wands into the bubble mixture (or washing up liquid with a little water added), let's predict. Write down what you think will happen beside each bubble wand shape.

Bubble wand shape	The shape I think the bubble will be
	
	
	
	

- ★ Now start dipping your wand into the bubble mixture and blowing bubbles.
- ★ Look carefully at each bubble that the wand makes and write down the shape.

Bubble wand shape	The shape the bubble was
	
	
	
	



- ★ Choose the correct words from the red boxes.
- ★ Write the words (best handwriting please!) in the correct space.
- ★ Don't forget a full stop if you need one!

Before I started my experiment, I made a prediction. I thought what would happen is that the shape of the bubble would be

the shape of the bubble wand.

the same as

different to

After doing my experiment, I found out that the shape of the bubble was

different each time

always the same